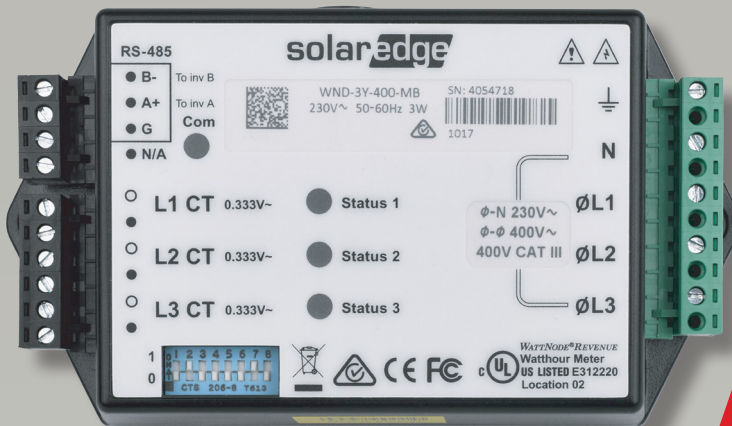




# SolarEdge Modbus Meter for Australia and New Zealand

SE-WND-3Y400-MB-K1



## Modbus Meter for SolarEdge Installations

- High accuracy meter readings for production/consumption monitoring
- Import/Export meter readings for export limitation functionality
- Small and easy to install - fits in standard electrical panel
- Supports residential, commercial and utility-size installations
- Support RS485 120Ω line termination



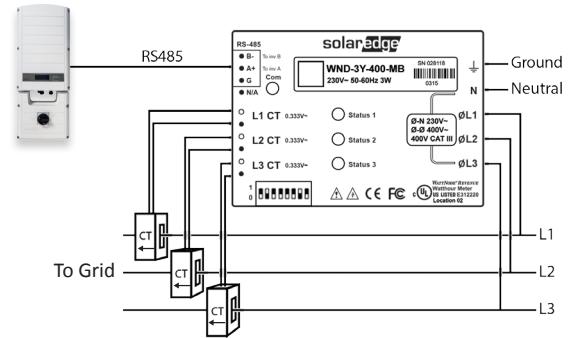
# SolarEdge Modbus Meter for Australia and New Zealand

## SE-WND-3Y400-MB-K1

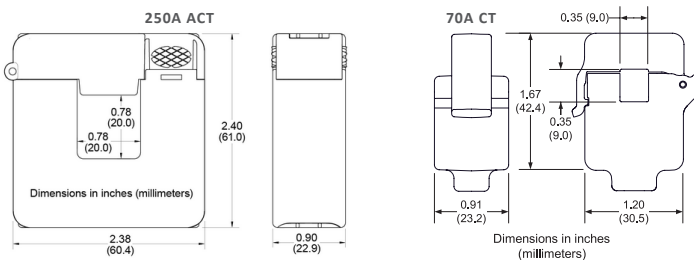
When ordering a meter, order current transformers as well:

CURRENT TRANSFORMER MODEL(*)	RATED RMS CURRENT	ACCURACY	DIMENSIONS (INTERNAL/ EXTERNAL)
SE-CTML-0350-070	70A	1%	9X8.9 mm / 42.2 x 30.5 mm
SE-ACT-0750-250-C6	250A	0.6%	20 x 20 mm / 61 x 60.4 mm

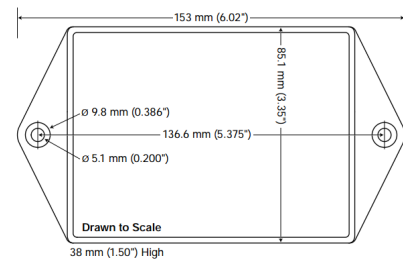
\* One current transformer per phase; for other ratings contact SolarEdge



### Current Transformer Dimensions



### Meter Dimensions



	SE-WND-3Y400-MB-K1	UNITS
<b>ELECTRICAL SERVICE</b>		
Operating Voltage Range - Line to Neutral / Line to Line	184-264.5 / 320-460	Vac
AC Frequency	50/60	Hz
Grids Supported - Single Phase ; Three Phase*	L / N / PE ; L1 / L2 / L3 / N / PE	
Power Consumption (typ.)	1.8	W
<b>COMMUNICATION</b>		
Supported Communication Interfaces	RS485	
Response time	≤1**	sec
Default Device ID (Modbus)	2	
RS485 line termination	120	Ω
<b>ACCURACY (@25°C, PF: 1)</b>		
1% - 100% of Rated CT Current	±1	%
<b>STANDARD COMPLIANCE</b>		
Safety	IEC 61010-1, CAN/CSA-C22.2 No. 61010-1-04, IEC 61010-1:2010 (3rd Edition)	
Immunity	EN 61326, EN 61000-4-2, EN 61000-4-3, EN 61000-4-4, EN 61000-4-5, EN 61000-4-6, EN 61000-4-11	
Emissions	FCC Part 15: Class B, CISPR11: 2009: Class B	
<b>INSTALLATION SPECIFICATIONS</b>		
Dimensions (HxWxD)	85 x 153 x 38	mm
Weight	310	gm
Enclosure type	High impact, ABS and/or ABS/PC plastic UL 94V-0, IEC FV-0	
Operating Temperature Range	-40 to 75	°C
Relative Humidity (noncondensing)	5 - 90	%
Protection Rating	Indoor (Outdoor when installed in an outdoor enclosure)	
Mounting Type	DIN Rail / Wall mount	

\* PE (Protective Earth) connection is not required for meter operation

\*\* When meter is connected at grid connection point, and when RS485 is used for multiple inverters

**RoHS** **CE**

© SolarEdge Technologies, Inc. All rights reserved. SOLAREEDGE, the SolarEdge logo, OPTIMIZED BY SOLAREEDGE are trademarks or registered trademarks of SolarEdge Technologies, Inc. All other trademarks mentioned herein are trademarks of their respective owners. Date: 02/2018/V01/ENG AUS. Subject to change without notice.